

Dimming Touch Wheel RF Remote Controller

P/N: ES-RT-Z4-Dim



RoHS

Features

- 4 independent zones
- Controls multiple EnoSync dimming controllers
- Touch wheel for smooth brightness adjustment
- Scene recall and save (S1-S4)
- Single-zone or 4-channel dimming mode
- AAAx2 battery powered
- 30m RF range
- LED indicator feedback

Technical Parameters

Input and Output

Output signal:	RF(2.4GHz)
Working voltage:	3VDC (AAAx2)
Working current:	<5mA
Standby current:	<10μA
Standby time:	1 year
Remote distance:	30m (Barrier-free space)

Safety and EMC

EMC standard:	EN IEC 55015/EN IEC 61547 ETSI EN 301 489-1/-3
Safety standard:	EN 61347-1/-2 EN 62493
Radio Equipment:	ETSI EN 300 440
Certification:	CE RoHS FCC UL

Environment

Operation temperature:	-30°C ~ +55°C/-22°F ~ +131°F
------------------------	------------------------------

Package

Dimensions (W x H x L):	2.08" x 0.68" x 4.8"
Gross weight:	0.088kg

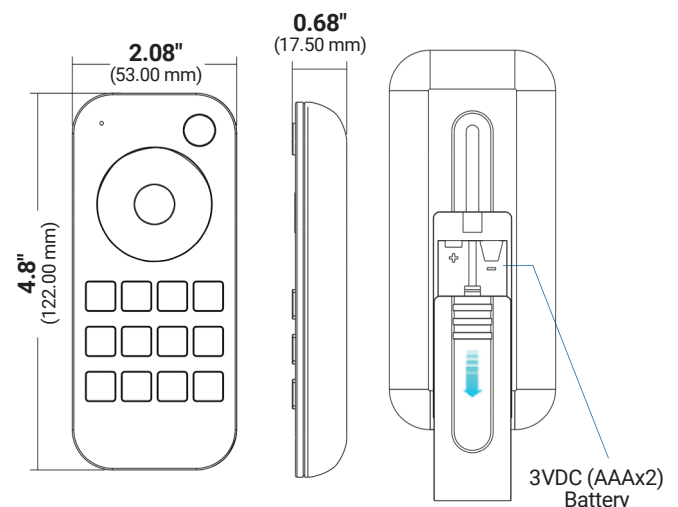
Warranty and Protection

Warranty:	5 years
-----------	---------



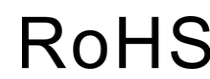
The certification icon represents undergoing certification applications only, and final certification qualification subject to actual product.

Mechanical Specifications



Dimming Touch Wheel RF Remote Controller

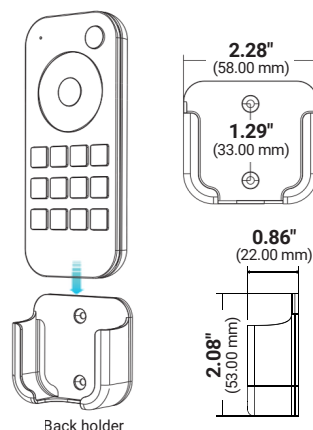
P/N: ES-RT-Z4-Dim



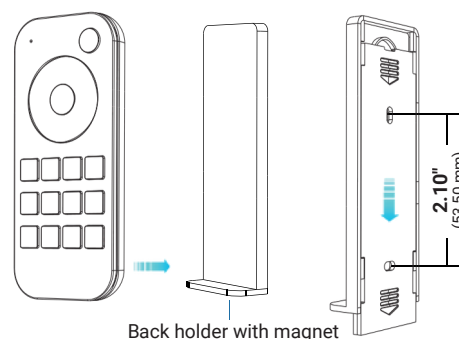
Back holder

Two options are offered for selection, please fix the back holder on the wall with two screws, or adhere the back holder to the wall with plaster.

1. Back holder without magnet



2. Back holder with magnet (The remote with built-in magnet)



Operation

- When turn on light, the indicator display blue. when turn off light, the indicator display red.
- When touch the color wheel, the indicator will display the same color.
- When press or touch operation is invalid (If the light is off), the indicator display red.
- To extend battery life, no touch or press key operation after a few seconds, the touch wheel will enter sleep state, you need press any key to make touch wheel quit sleep state.

Match Remote Control

End user can choose the suitable match/delete ways. Two options are offered for selection:

Use the controller's Match key

Match:

Short press match key, immediately press on/off key (single zone remote) or zone key (multiple zone remote) of the remote. The LED indicator fast flash a few times means match is successful.

Delete:

Press and hold match key for 5s to delete all match. The LED indicator fast flash a few times means all matched remotes were deleted.

Use Power Restart

Match:

Switch off the power, then switch on power, repeat again. Immediately short press on/off key (single zone remote) or zone key (multiple zone remote) 3 times on the remote. The light blinks 3 times means match is successful.

Delete:

Switch off the power, then switch on power, repeat again. Immediately short press on/off key (single zone remote) or zone key (multiple zone remote) 5 times on the remote. The light blinks 5 times means all matched remotes were deleted.

Dimming Touch Wheel RF Remote Controller

P/N: ES-RT-Z4-Dim



Key Function

ES-RT-Z4-Dim 4 zone dimming remote



: Short press turn on/off all zone light.



: Touch to change current zone brightness.



: Short press select and turn on zone light, long press 2s turn off zone light.
Short press multiple zone key fastly, will select multiple zone synchronously.



: 25%, 50%, 75%, 100% brightness for current selected zone.



: Short press recall the scene, long press 2s save current state into S1/2/3/4.
The LED indicator display green when save OK.
4 zone recall or save synchronously.

The remote can be used as 4 zone dimming remote or single zone 4 channel dimming remote.

On/Off+ 4 : Long press 2s set as 4 channel dimming remote, only match with one or multiple receiver of 4 channel, such as V4 or C4 controller.

On/Off+ 1 : Long press 2s set as 4 zone dimming remote, each zone match with one or multiple receivers. When set ok, the green indicator will light on longer.

Dimming Touch Wheel RF Remote Controller

P/N: ES-RT-Z4-Dim



Statement

FCC ID Statement:

Mobile

RF Exposure Information

This equipment complies with FCC radiation exposure limits set forth for an uncontrolled environment.

This equipment should be installed and operated with minimum distance 20cm between the radiator and your body.

IC ID Statement:

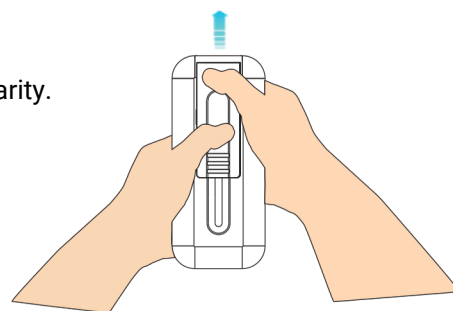
Mobile

This equipment should be installed and operated with minimum distance 20cm between the radiator & your body.

Cet équipement doit être installé et utilisé à une distance minimale de 20 cm entre le radiateur et votre corps.

Safety Information

1. Read all instructions carefully before you begin this installation.
2. When installing battery, pay attention to the battery positive and negative polarity.
A long time without the remote control, remove the battery.
When remote distance becomes smaller and insensitive, replace the battery.
3. If no response from the receiver, please re-match the remote.
4. Gently handle remote, beware of falling.
5. For indoor and dry location use only.



When replacing the batteries, use both hands to remove the back cover of the remote control.