

ES-RT-Z4-Dim

Dimming Touch Wheel RF
Remote Controller



FC CE

RoHS



ES-RT-Z4-Dim

Dimming Touch Wheel RF Remote Controller



Features

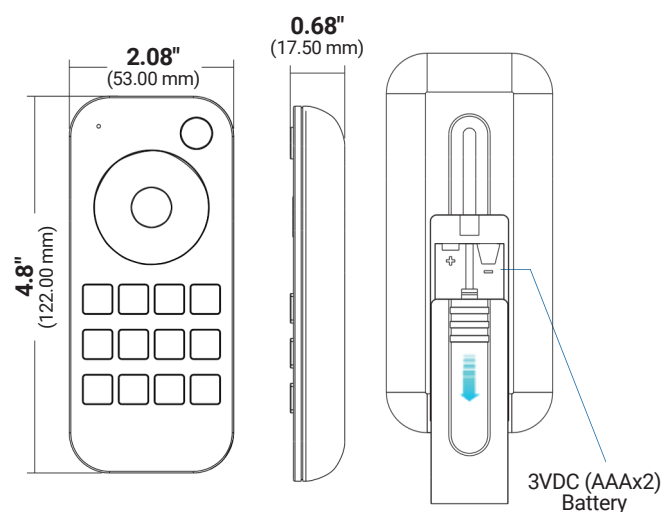
- 4 independent zones
- Controls multiple EnoSync dimming controllers
- Touch wheel for smooth brightness adjustment
- Scene recall and save (S1–S4)
- Single-zone or 4-channel dimming mode
- AAAx2 battery powered
- 30m RF range
- LED indicator feedback



Electrical Specifications

Specifications	Description
Output Signal:	RF(2.4GHz)
Working Voltage:	3VDC(AAAx2)
Working Current:	<5mA
Standby Current:	<10μA
Standby Time:	1 year
Remote Distance:	30m (Barrier-free space)
Operation Temperature:	-30°C ~ +55°C/-22°F ~ +131°F
Dimensions (W x H x L):	2.08" x 0.68" x 4.8"
Gross Weight:	0.088kg
Warranty:	5 years
EMC Standard:	EN IEC 55015/EN IEC 61547 ETSI EN 301 489-1/-3
Safety Standard:	EN 61347-1/-2 EN 62493
Radio Equipment:	ETSI EN 300 440
Certification:	CE RoHS FCC UL

Mechanical Specifications



ES-RT-Z4-Dim

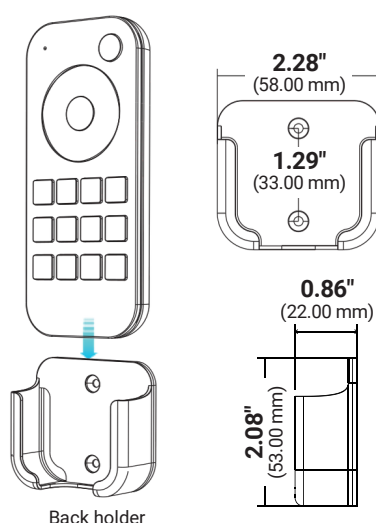
Dimming Touch Wheel RF Remote Controller



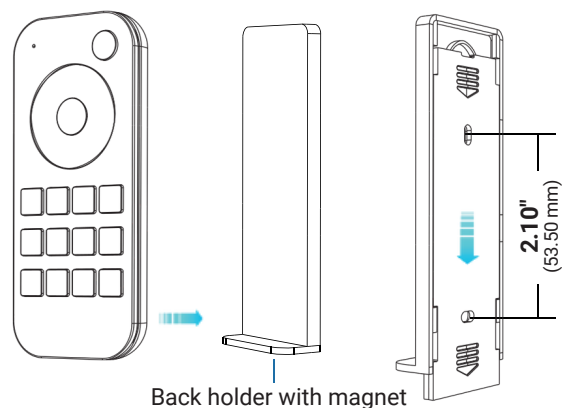
Back Holder

Two options are offered for selection, please fix the back holder on the wall with two screws, or adhere the back holder to the wall with plaster.

1. Back holder without magnet



2. Back holder with magnet (The remote with built-in magnet)



Operation

- When turn on light, the indicator display blue. when turn off light, the indicator display red.
- When touch the color wheel, the indicator will display the same color.
- When press or touch operation is invalid (If the light is off), the indicator display red.
- To extend battery life, no touch or press key operation after a few seconds, the touch wheel will enter sleep state, you need press any key to make touch wheel quit sleep state.

ES-RT-Z4-Dim

Dimming Touch Wheel RF Remote Controller










Key Function







 : Short press turn on/off all zone light.

 : Touch to change current zone brightness.

    : Short press select and turn on zone light, long press 2s turn off zone light.
Short press multiple zone key fastly, will select multiple zone synchronously.

    : 25%, 50%, 75%, 100% brightness for current selected zone.

    : Short press recall the scene, long press 2s save current state into S1/2/3/4.
The LED indicator display green when save OK.
4 zone recall or save synchronously.

The remote can be used as 4 zone dimming remote or single zone 4 channel dimming remote.

On/Off+ 4 : Long press 2s set as 4 channel dimming remote, only match with one or multiple receiver of 4 channel, such as V4 or C4 controller.

On/Off+ 1 : Long press 2s set as 4 zone dimming remote, each zone match with one or multiple receivers.
When set ok, the green indicator will light on longer.