

ES-RT-Z4-RGBW

RGB/RGBW Touch Wheel
RF Remote Controller



RoHS



ES-RT-Z4-RGBW

RGB/RGBW Touch Wheel RF Remote Controller



Features

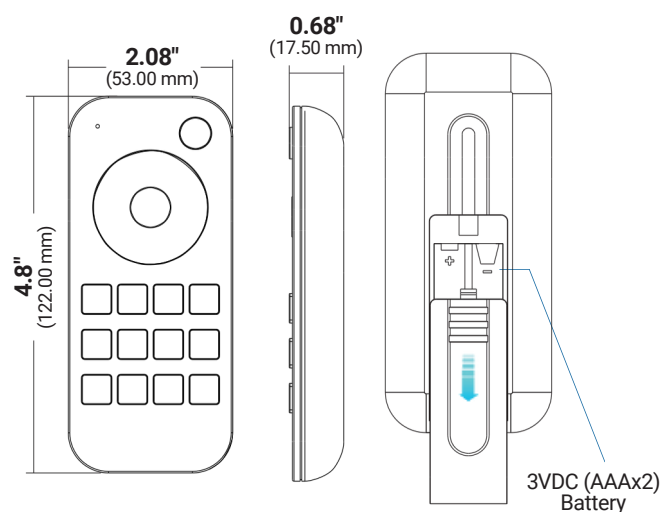
- 4 independent zones
- Controls multiple EnoSync RGB/RGBW controllers
- Touch wheel for instant color selection
- Independent R/G/B/W channel dimming
- Dynamic mode control with adjustable speed
- Scene recall and save (S1–S2)
- AAAx2 battery powered
- 30m RF range
- LED indicator feedback



Electrical Specifications

Specifications	Description
Output Signal:	RF(2.4GHz)
Working Voltage:	3VDC(AAAx2)
Working Current:	<5mA
Standby Current:	<10μA
Standby Time:	1 year
Remote Distance:	30m (Barrier-free space)
Operation Temperature:	-30°C ~ +55°C/-22°F ~ +131°F
Dimensions (W x H x L):	2.08" x 0.68" x 4.8"
Gross Weight:	0.088kg
Warranty:	5 years
EMC Standard:	EN IEC 55015/EN IEC 61547 ETSI EN 301 489-1/-3
Safety Standard:	EN 61347-1/-2 EN 62493
Radio Equipment:	ETSI EN 300 440
Certification:	CE RoHS FCC UL

Mechanical Specifications



ES-RT-Z4-RGBW

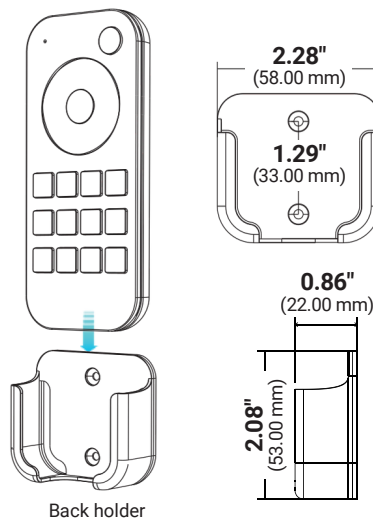
RGB/RGBW Touch Wheel RF Remote Controller



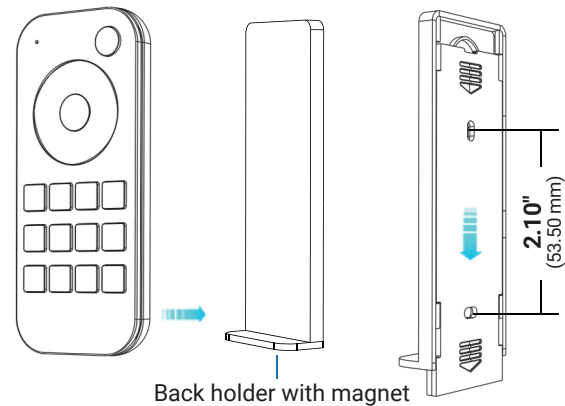
Back Holder

Two options are offered for selection, please fix the back holder on the wall with two screws, or adhere the back holder to the wall with plaster.

1. Back holder without magnet



2. Back holder with magnet (The remote with built-in magnet)



Operation

- When turn on light, the indicator display blue. when turn off light, the indicator display red.
- When touch the color wheel, the indicator will display the same color.
- When press or touch operation is invalid (If the light is off), the indicator display red.
- To extend battery life, no touch or press key operation after a few seconds, the touch wheel will enter sleep state, you need press any key to make touch wheel quit sleep state.

ES-RT-Z4-RGBW

RGB/RGBW Touch Wheel RF Remote Controller



Key Function



: Short press turn on/off all zone light.

: Touch to change current zone static RGB color.

1 2 3 4 : Short press select and turn on zone light, long press 2s turn off zone light.
Short press multiple zone key fastly, will select multiple zone synchronously.

R G B : Short press get red, green or blue color directly.
Long press 1-6s adjust R/G/B brightness continuously to achieve millions of colors.

W : For RGB light, short press turn on/off white(RGB mix), long press 1-6s adjust saturation continuously, namely change current static RGB color to mixed white slowly.
For RGBW light, short press turn on/off W channel, long press 1-6s adjust W brightness continuously, namely change saturation by add white color slowly.

: Adjust dynamic mode for current selected zone,
Short press run next dynamic mode, long press 2s run mode-cycle.

: For static color, adjust brightness, short press 10 levels, long press 1-6s for continuous 256 levels adjustment. For dynamic mode, adjust speed, short press 10 levels, long press 2s get the default speed.

S1 S2 : Short press recall the scene, long press 2s save current state into S1/S2.
The LED indicator display green when save OK.
4 zone recall or save synchronously.