

Dimming Touch Wheel RF Remote Controller

P/N: ES-RT-Z4-Dim



Match Remote Control

Choose how to pair or remove the device. Two options are available.

Match Key Method




Step 1:

Short press the Match/Set button.



Step 2:

Single zone remote:
Immediately press the **ON/OFF key**.



Multiple zone remote:
Immediately press the **ZONE key**



Step 3:

The LED indicator will flash quickly several times, confirming successful pairing.

Remove Remote Control:



Step 1:

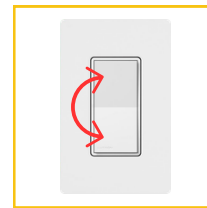
Press and hold the **MATCH key for 5s** to delete all matched remotes.



Step 2:

The LED indicator will flash quickly several times, confirming the remote was successfully removed.

Power Restart Method



Step 1:

Switch the power off then on again.



Step 2:

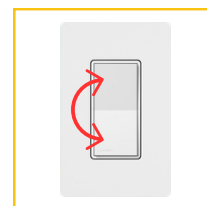
Immediately short press the **ON/OFF key 3 times** on the remote.



Step 3:

The LED indicator will flash quickly several times, confirming successful pairing.

Remove Remote Control:




Step 1:

Switch the power off then on again.



Step 2:

Immediately short press the **ON/OFF key 5 times** on the remote.

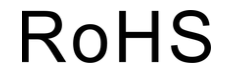


Step 3:

The LED indicator will flash quickly 5 times, confirming the remote was successfully removed.

Dimming Touch Wheel RF Remote Controller

P/N: ES-RT-Z4-Dim



Key Function

ES-RT-Z4-Dim 4 zone dimming remote



: Short press turn on/off all zone light.



: Touch to change current zone brightness.



: Short press select and turn on zone light, long press 2s turn off zone light.
Short press multiple zone key fastly, will select multiple zone synchronously.



: 25%, 50%, 75%, 100% brightness for current selected zone.



: Short press recall the scene, long press 2s save current state into S1/2/3/4.
The LED indicator display green when save OK.
4 zone recall or save synchronously.

The remote can be used as 4 zone dimming remote or single zone 4 channel dimming remote.

On/Off+ 4 : Long press 2s set as 4 channel dimming remote, only match with one or multiple receiver of 4 channel, such as V4 or C4 controller.

On/Off+ 1 : Long press 2s set as 4 zone dimming remote, each zone match with one or multiple receivers. When set ok, the green indicator will light on longer.

Dimming Touch Wheel RF Remote Controller

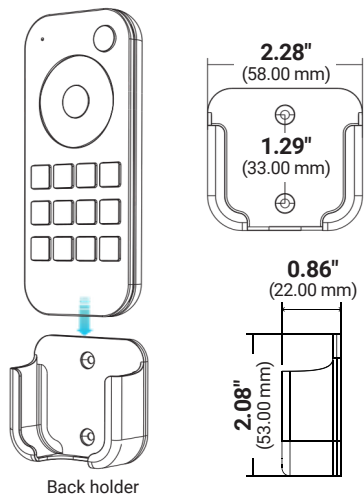
P/N: ES-RT-Z4-Dim



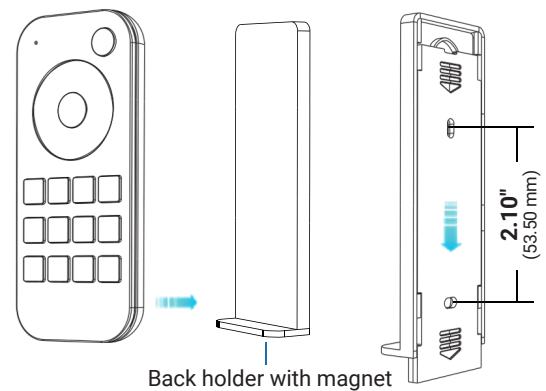
Back holder

Two options are offered for selection, please fix the back holder on the wall with two screws, or adhere the back holder to the wall with plaster.

1. Back holder without magnet



2. Back holder with magnet (The remote with built-in magnet)



Back holder with magnet

Operation

- When turn on light, the indicator display blue. when turn off light, the indicator display red.
- When touch the color wheel, the indicator will display the same color.
- When press or touch operation is invalid (If the light is off), the indicator display red.
- To extend battery life, no touch or press key operation after a few seconds, the touch wheel will enter sleep state, you need press any key to make touch wheel quit sleep state.

Dimming Touch Wheel RF Remote Controller

P/N: ES-RT-Z4-Dim



Features

- 4 independent zones
- Controls multiple EnoSync dimming controllers
- Touch wheel for smooth brightness adjustment
- Scene recall and save (S1-S4)
- Single-zone or 4-channel dimming mode
- AAx2 battery powered
- 30m RF range
- LED indicator feedback

Technical Parameters

Input and Output

Output signal:	RF(2.4GHz)
Working voltage:	3VDC (AAx2)
Working current:	<5mA
Standby current:	<10µA
Standby time:	1 year
Remote distance:	30m (Barrier-free space)

Safety and EMC

EMC standard:	EN IEC 55015/EN IEC 61547 ETSI EN 301 489-1/-3
Safety standard:	EN 61347-1/-2 EN 62493
Radio Equipment:	ETSI EN 300 440
Certification:	CE RoHS FCC UL

Environment

Operation temperature:	-30°C ~ +55°C/-22°F ~ +131°F
------------------------	------------------------------

Package

Dimensions (W x H x L):	2.08" x 0.68" x 4.8"
Gross weight:	0.088kg

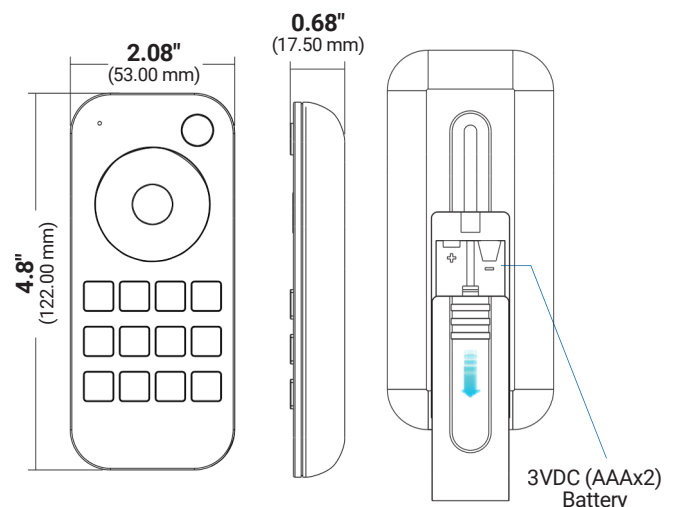
Warranty and Protection

Warranty:	5 years
-----------	---------



The certification icon represents undergoing certification applications only, and final certification qualification subject to actual product.

Mechanical Specifications



Dimming Touch Wheel RF Remote Controller

P/N: ES-RT-Z4-Dim



Statement

FCC ID Statement:

Mobile

RF Exposure Information

This equipment complies with FCC radiation exposure limits set forth for an uncontrolled environment.

This equipment should be installed and operated with minimum distance 20cm between the radiator and your body.

IC ID Statement:

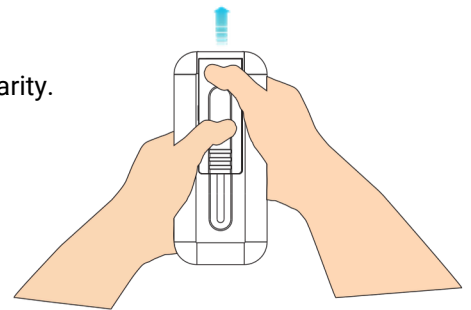
Mobile

This equipment should be installed and operated with minimum distance 20cm between the radiator & your body.

Cet équipement doit être installé et utilisé à une distance minimale de 20 cm entre le radiateur et votre corps.

Safety Information

1. Read all instructions carefully before you begin this installation.
2. When installing battery, pay attention to the battery positive and negative polarity.
A long time without the remote control, remove the battery.
When remote distance becomes smaller and insensitive, replace the battery.
3. If no response from the receiver, please re-match the remote.
4. Gently handle remote, beware of falling.
5. For indoor and dry location use only.



When replacing the batteries, use both hands to remove the back cover of the remote control.