

CCTPlus

24VDC Flexible LED Strip
Tunable White Series



Warm White

Cool White

CCTPlus

24VDC Flexible LED Strip Tunable White Series



Features

- Tunable White 2700K + 6500K
- 3W Max per foot with the **Cyan** Controller (6W total for two channels)
- Up to 300Lm per foot
- Cuttable every 3.93in (100mm)
- UL Listed Class 2 Certified
- 90+ CRI (White LED's)
- 6-Year warranty


Specifications

Color Temperatures:



Specifications	Description
Input Voltage:	24VDC
Color Temperature:	CCT Tunable (2700K + 6500K)
CRI:	90+ Ra
Power:	3W/ft (6W/ft for two channels)
Lumens:	300Lm/ft
Cut Length:	3.93 Inch (100mm)
Environment:	IP20 (non-waterproof)
Dimensions (W x H x L):	0.39" x 0.083" x 196.85"
Maximum Run:	32.8ft (98.4 Watts)
Beam Angle:	120°
Lamp Life:	50,000 hours
Max Ambient Temperature:	113°F
Adhesive:	3M

120° Beam Angle


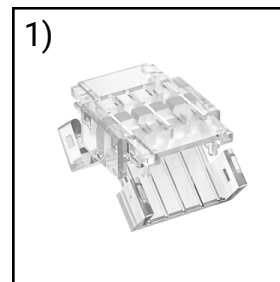


Dimensions

Dimensions	Length
Total Length	16.4 ft (5000mm)
Cut Length	3.93 Inch (100mm)
Width	0.39 Inch (10mm)
Height	0.083 Inch (2.1mm)
Input Cable Length	8 Inch (200mm)

Connectors and Wire

Ordering Code	Description
1) CCT-3P-TT-10	0.39" (10mm) Tape to Tape connector
2) CCT-3P-TW-72W-10	0.39" (10mm) Tape to Wire with 72" wire



CCTPlus

24VDC Flexible LED Strip Tunable White Series



Performance Table

Ordering Code	Length	Max Run Length	Voltage	CCT	CRI	Wattage	Lumens	Cuttable	IP Rating
CCTPlus-16	16.4ft	32.8ft	24VDC	CCT Tunable (2700K + 6500K)	90+	3W/ft (6W/ft for two channels)	300Lm/ft	3.93 Inch (100mm)	IP20

Photometric and Power Data

LED Channel	Voltage	Watts/ft	Lumens/ft	CCT	CRI	Wavelength
Warm White	24.0	3	300	2700K	90	-
Cool White	24.0	3	300	6500K	90	-

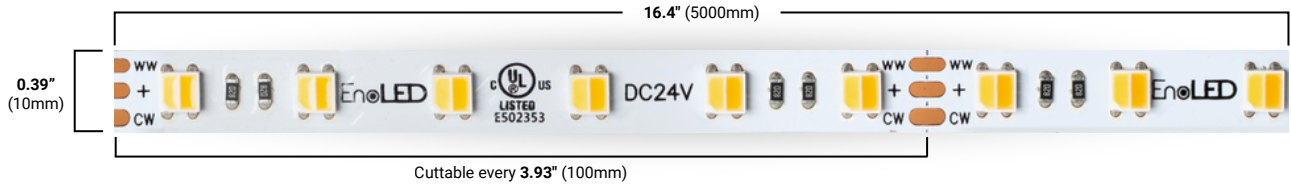
CCTPlus

24VDC Flexible LED Strip Tunable White Series

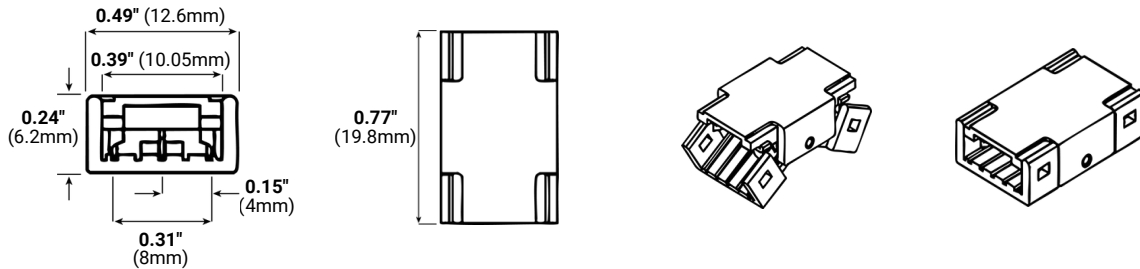


Mechanical Diagrams

CCTPlus-16

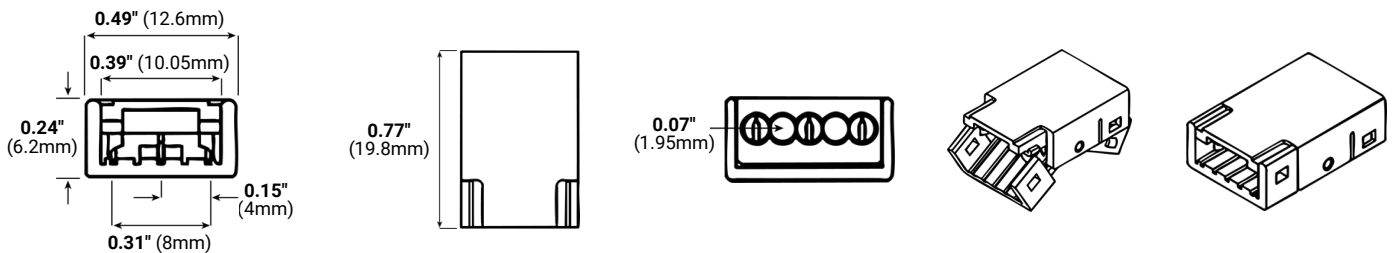


CCT-3P-TT-10 (Tape to Tape connector)



Sold separately, not included

CCT-3P-TW-72W-10 (Tape to Wire with 72" wire)



Sold separately, not included

CCTPlus

24VDC Flexible LED Strip Tunable White Series

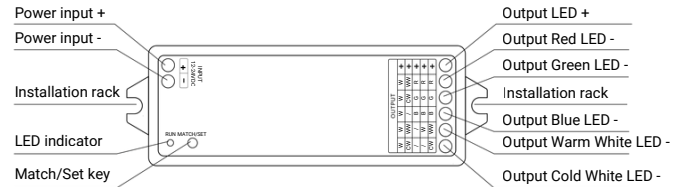


Compatible Controllers

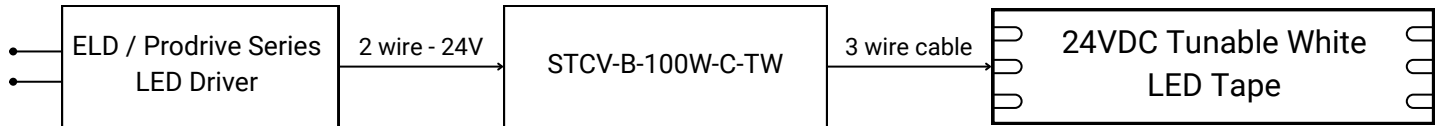
Part Number	Description
EnoSync-Hub5	Smart LED Controller



User Interface



Wiring Diagrams



Control Options

Smart Phone



Compatible Remotes



P/N: ES-RT-Z4-TW


CCTPlus

24VDC Flexible LED Strip Tunable White Series

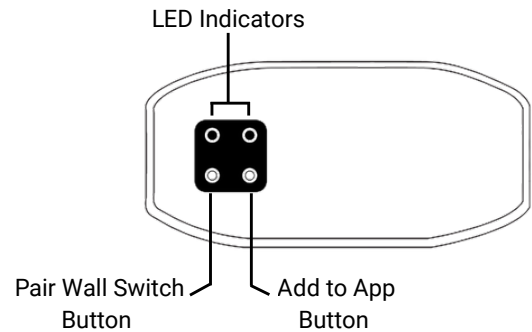


Compatible Controllers

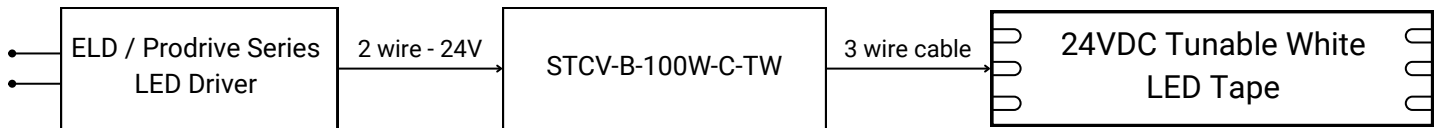
Part Number	Description
STCV-B-100W-C-TW	Smart LED Controller



User Interface



Wiring Diagrams



Control Options

Smart Life App



Compatible CyanWallSwitch



P/N: CYAN-TW-SW3



CCTPlus

24VDC Flexible LED Strip Tunable White Series



Recommended 24V LED Drivers

Phase Cut Dimmable (Incandescent / CLF / LED / MLV / ELV)

XRD Series - Phase Cut Dimmable with Built-In J-box



Ordering Code	Input Voltage	Output Voltage	Max Load	Class	Environment	Dimensions
XRD-40W-24VDC	120VAC	24VDC	40W	Yes	IP21	6.20" x 1.85" x 1.35"
XRD-60W-24VDC	120VAC	24VDC	60W	Yes	IP21	6.20" x 1.85" x 1.35"
XRD-75W-24VDC	120VAC	24VDC	75W	Yes	IP21	6.20" x 1.85" x 1.35"
XRD-96W-24VDC	120VAC	24VDC	96W	Yes	IP21	6.20" x 1.85" x 1.35"

MX1 Series - High Power, Phase Cut Dimmable



Ordering Code	Input Voltage	Output Voltage	Max Load	Class	Environment	Dimensions
MX1-150W-24VDC	120VAC	24VDC	150W	Yes	IP65	6.57" x 3.85" x 1.64"
MX1-200W-24VDC	120VAC	24VDC	200W	Yes	IP65	6.57" x 3.85" x 1.64"
MX1-300W-24VDC	120VAC	24VDC	300W	Yes	IP65	6.57" x 3.85" x 1.64"

MX2 Series - Multi Output, Class 2, Phase Cut Dimmable



Ordering Code	Input Voltage	Output Voltage	Max Load	Class	Environment	Dimensions
MX2-192W-24VDC	120VAC	24VDC	96W x 2	Yes	IP65	7.79" x 3.22" x 1.64"
MX2-288W-24VDC	120VAC	24VDC	96W x 3	Yes	IP65	10.98" x 3.22" x 1.64"

MRD Series - Phase Cut Dimmable Series



Ordering Code	Input Voltage	Output Voltage	Max Load	Class	Environment	Dimensions
MRD-40W-24VDC	120VAC	24VDC	40W	Yes	IP21	3.31" x 1.57" x 0.98"
MRD-60W-24VDC	120VAC	24VDC	60W	Yes	IP21	3.31" x 1.57" x 0.98"
MRD-75W-24VDC	120VAC	24VDC	75W	Yes	IP21	3.31" x 1.57" x 0.98"
MRD-96W-24VDC	120VAC	24VDC	96W	Yes	IP21	3.31" x 1.57" x 0.98"

ProDrive Series - Low Profile 5-in-1 Dimmable Series



Ordering Code	Input Voltage	Output Voltage	Max Load	Class	Environment	Dimensions
ProDrive-40W-24DC	120-277VAC	24VDC	40W	Yes	IP21	6.29" x 2.28" x 0.78"
ProDrive-60W-24DC	120-277VAC	24VDC	60W	Yes	IP21	7.28" x 2.5" x 0.86"
ProDrive-96W-24DC	120-277VAC	24VDC	96W	Yes	IP21	7.28" x 2.5" x 0.86"

CCTPlus

24VDC Flexible LED Strip Tunable White Series



Recommended 24V LED Drivers

0-10V Dimmable

NanoDrive 0-10V Dimmable LED Driver Series



Ordering Code	Input Voltage	Output Voltage	Max Load	Class	Environment	Dimensions
NANO-40W-24VDC	120-277VAC	24VDC	40W	Yes	IP65	1.97" x 1.45" x 8.77"
NANO-60W-24VDC	120-277VAC	24VDC	60W	Yes	IP65	1.97" x 1.45" x 8.77"
NANO-96W-24VDC	120-277VAC	24VDC	96W	Yes	IP65	1.97" x 1.45" x 8.77"

Non-Dimmable

ELD - IP65 Non-Dim Series - Plug-in Version



Ordering Code	Input Voltage	Output Voltage	Max Load	Class	Environment	Dimensions
ELD-100W-24VDC-UL-PLUG	120VAC	24VDC	100W	Yes	IP65	8" x 2.4" x 0.78"
ELD-200W-24VDC-UL-PLUG	120VAC	24VDC	200W	Yes	IP65	9.3" x 2.48" x 1.25"
ELD-300W-24VDC-UL-PLUG	120VAC	24VDC	300W	Yes	IP65	8.97" x 2.83" x 1.25"

ELD - IP65 Non-Dim Series - Direct Wire Version



Ordering Code	Input Voltage	Output Voltage	Max Load	Class	Environment	Dimensions
ELD-100W-24VDC-UL	120VAC	24VDC	100W	Yes	IP65	8" x 2.4" x 0.78"
ELD-200W-24VDC-UL	120VAC	24VDC	200W	Yes	IP65	9.3" x 2.48" x 1.25"
ELD-300W-24VDC-UL	120VAC	24VDC	300W	Yes	IP65	8.97" x 2.83" x 1.25"

CCTPlus

24VDC Flexible LED Strip Tunable White Series



Channel Compatibility

Surface Mount



SL-103-S-94
Aluminum Finish
 Width (outside): 0.59" (14.90mm)
 Width (inside): 0.50" (12.70mm)
 Height: 0.27" (6.86mm)
 Length: 94" (2.38m)



SL-118-S-94
Aluminum Finish
 Width (outside): 0.66" (16.70mm)
 Width (inside): 0.48" (12.30mm)
 Height: 0.31" (8.00mm)
 Length: 94" (2.38m)



SL-118-B-94
Black Finish
 Width (outside): 0.66" (16.70mm)
 Width (inside): 0.48" (12.30mm)
 Height: 0.31" (8.00mm)
 Length: 94" (2.38m)



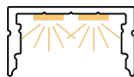
SL-118-BB-94
Black Finish
 Width (outside): 0.66" (16.70mm)
 Width (inside): 0.48" (12.30mm)
 Height: 0.31" (8.00mm)
 Length: 94" (2.38m)



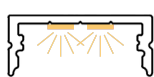
SL-179-S-94
Aluminum Finish
 Width (outside): 0.66" (16.70mm)
 Width (inside): 0.48" (12.30mm)
 Height: 0.60" (15.30mm)
 Length: 94" (2.38m)



SL-179-B-94
Black Finish
 Width (outside): 0.66" (16.70mm)
 Width (inside): 0.48" (12.30mm)
 Height: 0.60" (15.30mm)
 Length: 94" (2.38m)



SL-430-S-94
Aluminum Finish
 Width (outside): 0.93" (23.50mm)
 Width (inside): 0.80" (20.30mm)
 Height: 0.50" (12.80mm)
 Length: 94" (2.38m)



SL-454-S-94
Aluminum Finish
 Width (outside): 0.93" (23.50mm)
 Width (inside): 0.80" (20.30mm)
 Height: 0.39" (12.80mm)
 Length: 94" (2.38m)



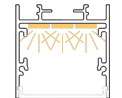
SL-314-S-94
Aluminum Finish
 Width (outside): 0.80" (20.30mm)
 Width (inside): 0.68" (17.50mm)
 Height: 0.80" (20.30mm)
 Length: 94" (2.38m)



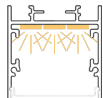
SL-331-S-94
Aluminum Finish
 Width (outside): 1.14" (29.00mm)
 Width (inside): 0.68" (17.50mm)
 Height: 0.88" (22.35mm)
 Length: 0.94" (2.44mm)



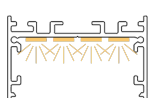
SL-504-S-94
Aluminum Finish
 Width (outside): 1.31" (33.20mm)
 Width (inside): 1.18" (30.00mm)
 Height: 0.57" (14.40mm)
 Length: 94" (2.38m)



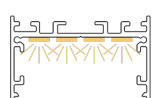
SL-910-S-94
Aluminum Finish
 Width (outside): 1.44" (36.70mm)
 Width (inside): 1.18" (30.00mm)
 Height: 1.44" (36.70mm)
 Length: 94" (2.38m)



SL-910-B-94
Black Finish
 Width (outside): 1.44" (36.70mm)
 Width (inside): 1.18" (30.00mm)
 Height: 1.44" (36.70mm)
 Length: 94" (2.38m)



SL-928-S-94
Aluminum Finish
 Width (outside): 1.97" (50.00mm)
 Width (inside): 1.80" (45.72mm)
 Height: 1.16" (29.50mm)
 Length: 94" (2.38m)



SL-928-B-94
Black Finish
 Width (outside): 1.97" (50.00mm)
 Width (inside): 1.80" (45.72mm)
 Height: 1.16" (29.50mm)
 Length: 94" (2.38m)

Corner LED Channel

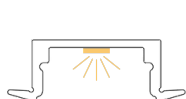


SL-214-S-94
Aluminum Finish
 Width (outside): 0.64" (16.30mm)
 Width (inside): 0.44" (11.00mm)
 Height: 0.64" (16.30mm)
 Length: 94" (2.38m)



SL-267-S-94
Aluminum Finish
 Width (outside): 0.69" (17.70mm)
 Width (inside): 0.47" (12.10mm)
 Height: 0.69" (17.70mm)
 Length: 94" (2.38m)

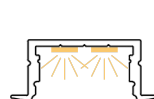
Recessed Mount



RL-601-S-94
Aluminum Finish
 Width (outside): 0.91" (23.00mm)
 Width (inside): 0.48" (12.30mm)
 Height: 0.31" (8.00mm)
 Length: 94" (2.38m)



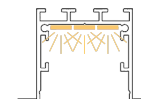
RL-615-S-94
Aluminum Finish
 Width (outside): 0.91" (23.00mm)
 Width (inside): 0.48" (12.30mm)
 Height: 0.57" (14.50mm)
 Length: 94" (2.38m)



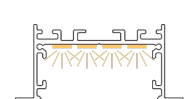
RL-727-S-94
Aluminum Finish
 Width (outside): 1.20" (30.60mm)
 Width (inside): 0.80" (20.30mm)
 Height: 0.50" (12.80mm)
 Length: 94" (2.38m)



RL-778-S-94
Aluminum Finish
 Width (outside): 1.31" (33.20mm)
 Width (inside): 1.18" (30.00mm)
 Height: 0.57" (14.40mm)
 Length: 94" (2.38m)



RL-809-S-94
Aluminum Finish
 Width (outside): 1.43" (36.30mm)
 Width (inside): 1.30" (33.10mm)
 Height: 1.38" (35.00mm)
 Length: 94" (2.38m)



RL-851-S-94
Aluminum Finish
 Width (outside): 2.52" (64.00mm)
 Width (inside): 1.57" (40.00mm)
 Height: 1.16" (29.50mm)
 Length: 94" (2.38m)

Trimless Mud-In



TL-041-S-94
Aluminum Finish
 Width (outside): 0.93" (23.50mm)
 Width (inside): 0.80" (20.50mm)
 Height: 0.61" (15.50mm)
 Length: 94" (2.38m)



TL-066-S-94
Aluminum Finish
 Width (outside): 1.44" (36.70mm)
 Width (inside): 1.18" (30.00mm)
 Height: 0.61" (15.50mm)
 Length: 94" (2.38m)



TL-071-S-94
Aluminum Finish
 Width (outside): 1.97" (50.00mm)
 Width (inside): 1.77" (45.00mm)
 Height: 0.61" (15.50mm)
 Length: 94" (2.38m)