

MaxCut Series

24V, 8mm, Cut any Length COB LED Tape



MaxCut Series

24V, 8mm, Cut any Length COB LED Tape




Features

- Cut to any length with no fixed segment spacing, enabling precise fit and seamless integration for custom installations
- Uniform illumination ideal for low-clearance areas
- 90+ CRI (color rendering index)
- Color temperatures from 2700K to 5000K
- Up to 286 lumens per foot
- Dimming options: Incandescent, CLF, LED, MLV, ELV, 0-10V, dimmer switch / wireless app & wall switch
- Red 3M VHB adhesive backing
- UL Listed Class 2 certified
- Available in 16ft and 100ft reels


Specifications

Available Color Temperatures:



Input voltage:	24VDC
CRI:	90+
Power:	3.3W/ft
Lumens:	251lm/ft - 286lm/ft
Cut Length:	Any Length
Environment:	IP20
Dimensions (W x H):	0.31" x 0.06" (8mm x 1.6mm)
Beam Angle:	145°
Maximum run:	32.8ft (98.4 Watts)
Lamp Life:	50,000 Hours
Adhesive:	3M
Warranty:	6 years
Dimming Control:	• Incandescent • CFL/LED • MLV • ELV • 0-10V

145° Beam Angle



Accessories (Included only with the 16ft tape)

Ordering Code

ENO-SC-TKIT-8




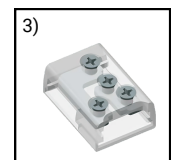
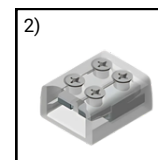
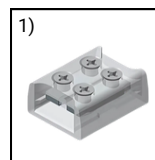
Description

1. 72" Wire to Tape screw connector 0.31" (8mm)
2. Tape to Tape screw connector 0.31" (8mm)



Connectors and Wire

Ordering Code	Description
1) ENO-SC-TT-8	0.31" (8mm) Tape to tape screw connectors
2) ENO-SC-TW-8	0.31" (8mm) Tape to wire screw connectors
3) ENO-SC-LL-8	0.31" (8mm) L Shape 90° screw connectors
4) ENO-SC-TW-72W-8	0.31" (8mm) Tape to wire screw connectors with a 72" lead wire
5) WS-2P-15	15ft 2 Pin 15ft Wire Spool
6) WS-2P-250	250ft 2 Pin 250ft Wire Spool



MaxCut Series

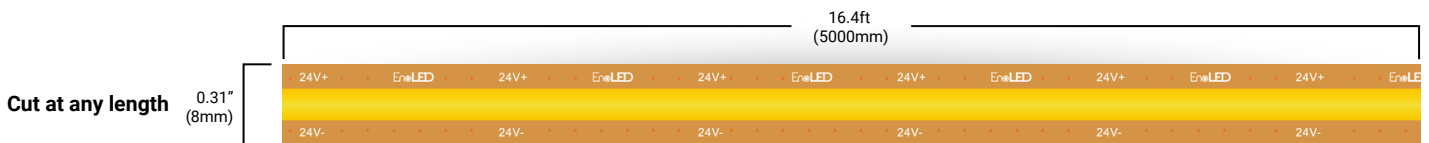
24V, 8mm, Cut any Length COB LED Tape



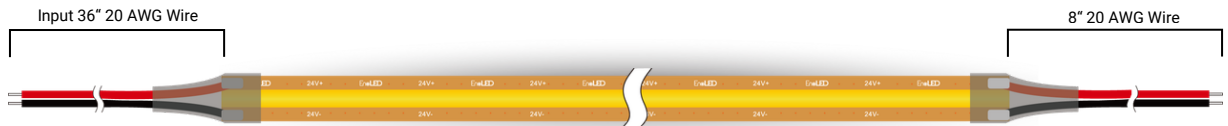
Performance Table

Ordering Code	Length	Max Run Length	Voltage	CCT	CRI	Wattage	Lumens	Cuttable	IP Rating
MaxCut Series									
MaxCut-27-16	16.4ft	32.8ft	24VDC	2700K	90+	3.3W/ft	251lm/ft	Any Length	IP20
MaxCut-30-16	16.4ft	32.8ft	24VDC	3000K	90+	3.3W/ft	262lm/ft	Any Length	IP20
MaxCut-35-16	16.4ft	32.8ft	24VDC	3500K	90+	3.3W/ft	262lm/ft	Any Length	IP20
MaxCut-40-16	16.4ft	32.8ft	24VDC	4000K	90+	3.3W/ft	286lm/ft	Any Length	IP20
MaxCut-50-16	16.4ft	32.8ft	24VDC	5000K	90+	3.3W/ft	280lm/ft	Any Length	IP20
MaxCut-27-100	100ft	32.8ft	24VDC	2700K	90+	3.3W/ft	251lm/ft	Any Length	IP20
MaxCut-30-100	100ft	32.8ft	24VDC	3000K	90+	3.3W/ft	262lm/ft	Any Length	IP20
MaxCut-35-100	100ft	32.8ft	24VDC	3500K	90+	3.3W/ft	262lm/ft	Any Length	IP20
MaxCut-40-100	100ft	32.8ft	24VDC	4000K	90+	3.3W/ft	286lm/ft	Any Length	IP20
MaxCut-50-100	100ft	32.8ft	24VDC	5000K	90+	3.3W/ft	280lm/ft	Any Length	IP20

Mechanical Diagrams



Connections



145° Beam Angle



MaxCut Series

24V, 8mm, Cut any Length COB LED Tape



Channel Compatibility

Surface Mount



SL-103-S-94
Aluminium Finish
 Width (outside): 0.59" (14.90mm)
 Width (inside): 0.50" (12.70mm)
 Height: 0.27" (6.86mm)
 Length: 94" (2.38m)



SL-118-S-94
Aluminium Finish
 Width (outside): 0.66" (16.70mm)
 Width (inside): 0.48" (12.30mm)
 Height: 0.31" (8.00mm)
 Length: 94" (2.38m)



SL-118-B-94
Black Finish
 Width (outside): 0.66" (16.70mm)
 Width (inside): 0.48" (12.30mm)
 Height: 0.31" (8.00mm)
 Length: 94" (2.38m)



SL-118-BB-94
Black Finish
 Width (outside): 0.66" (16.70mm)
 Width (inside): 0.48" (12.30mm)
 Height: 0.31" (8.00mm)
 Length: 94" (2.38m)



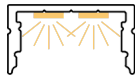
SL-179-S-94
Aluminium Finish
 Width (outside): 0.66" (16.70mm)
 Width (inside): 0.48" (12.30mm)
 Height: 0.60" (15.30mm)
 Length: 94" (2.38m)



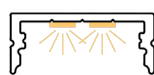
SL-179-B-94
Black Finish
 Width (outside): 0.66" (16.70mm)
 Width (inside): 0.48" (12.30mm)
 Height: 0.60" (15.30mm)
 Length: 94" (2.38m)



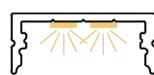
SL-179-BB-94
Black Finish
 Width (outside): 0.66" (16.70mm)
 Width (inside): 0.48" (12.30mm)
 Height: 0.60" (15.30mm)
 Length: 94" (2.38m)



SL-430-S-94
Aluminium Finish
 Width (outside): 0.93" (23.50mm)
 Width (inside): 0.80" (20.30mm)
 Height: 0.50" (12.80mm)
 Length: 94" (2.38m)



SL-454-S-94
Aluminium Finish
 Width (outside): 0.93" (23.50mm)
 Width (inside): 0.80" (20.30mm)
 Height: 0.39" (12.80mm)
 Length: 94" (2.38m)



SL-454-B-94
Aluminium Finish
 Width (outside): 0.93" (23.50mm)
 Width (inside): 0.80" (20.30mm)
 Height: 0.39" (12.80mm)
 Length: 94" (2.38m)



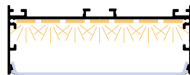
SL-314-S-94
Aluminium Finish
 Width (outside): 0.80" (20.30mm)
 Width (inside): 0.68" (17.50mm)
 Height: 0.80" (20.30mm)
 Length: 94" (2.38m)



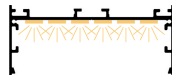
SL-331-S-94
Aluminium Finish
 Width (outside): 1.14" (29.00mm)
 Width (inside): 0.68" (17.50mm)
 Height: 0.88" (22.35mm)
 Length: 0.94" (2.44mm)



SL-504-S-94
Aluminium Finish
 Width (outside): 1.31" (33.20mm)
 Width (inside): 1.18" (30.00mm)
 Height: 0.57" (14.40mm)
 Length: 94" (2.38m)



SL-977-S-94
Aluminium Finish
 Width (outside): 3.97" (100.90mm)
 Width (inside): 3.60" (91.50mm)
 Height: 1.48" (37.50mm)
 Length: 94" (2.38m)



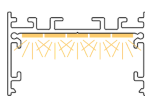
SL-998-S-94
Aluminium Finish
 Width (outside): 3.37" (85.50mm)
 Width (inside): 3.00" (76.20mm)
 Height: 1.43" (36.20mm)
 Length: 94" (2.38m)



SL-910-S-94
Aluminium Finish
 Width (outside): 1.44" (36.70mm)
 Width (inside): 1.18" (30.00mm)
 Height: 1.44" (36.70mm)
 Length: 94" (2.38m)



SL-910-B-94
Black Finish
 Width (outside): 1.44" (36.70mm)
 Width (inside): 1.18" (30.00mm)
 Height: 1.44" (36.70mm)
 Length: 94" (2.38m)



SL-928-S-94
Aluminium Finish
 Width (outside): 1.97" (50.00mm)
 Width (inside): 1.80" (45.72mm)
 Height: 1.16" (29.50mm)
 Length: 94" (2.38m)



SL-928-B-94
Black Finish
 Width (outside): 1.97" (50.00mm)
 Width (inside): 1.80" (45.72mm)
 Height: 1.16" (29.50mm)
 Length: 94" (2.38m)

Corner LED Channel



SL-214-S-94
Aluminium Finish
 Width (outside): 0.64" (16.30mm)
 Width (inside): 0.44" (11.00mm)
 Height: 0.64" (16.30mm)
 Length: 94" (2.38m)



SL-267-S-94
Aluminium Finish
 Width (outside): 0.69" (17.70mm)
 Width (inside): 0.47" (12.10mm)
 Height: 0.69" (17.70mm)
 Length: 94" (2.38m)



SL-511-S-94
Aluminium Finish
 Width (outside): 1.18" (30mm)
 Width (inside): 0.83" (21mm)
 Height: 1.18" (30mm)
 Length: 94" (2.38m)

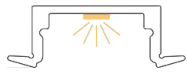
MaxCut Series

24V, 8mm, Cut any Length COB LED Tape

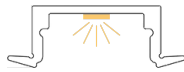


Channel Compatibility

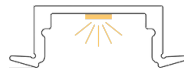
Recessed Mount



RL-601-S-94
Aluminium Finish
 Width (outside): 0.91" (23.00mm)
 Width (inside): 0.48" (12.30mm)
 Height: 0.31" (8.00mm)
 Length: 94" (2.38m)



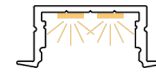
RL-601-B-94
Aluminium Finish
 Width (outside): 0.91" (23.00mm)
 Width (inside): 0.48" (12.30mm)
 Height: 0.31" (8.00mm)
 Length: 94" (2.38m)



RL-601-BB-94
Aluminium Finish
 Width (outside): 0.91" (23.00mm)
 Width (inside): 0.48" (12.30mm)
 Height: 0.31" (8.00mm)
 Length: 94" (2.38m)



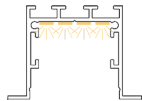
RL-615-S-94
Aluminium Finish
 Width (outside): 0.91" (23.00mm)
 Width (inside): 0.48" (12.30mm)
 Height: 0.57" (14.50mm)
 Length: 94" (2.38m)



RL-727-S-94
Aluminium Finish
 Width (outside): 1.20" (30.60mm)
 Width (inside): 0.80" (20.30mm)
 Height: 0.50" (12.80mm)
 Length: 94" (2.38m)



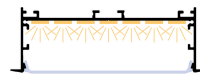
RL-778-S-94
Aluminium Finish
 Width (outside): 1.31" (33.20mm)
 Width (inside): 1.18" (30.00mm)
 Height: 0.57" (14.40mm)
 Length: 94" (2.38m)



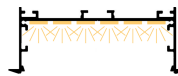
RL-809-S-94
Aluminium Finish
 Width (outside): 1.43" (36.30mm)
 Width (inside): 1.30" (33.10mm)
 Height: 1.38" (35.00mm)
 Length: 94" (2.38m)



RL-851-S-94
Aluminium Finish
 Width (outside): 2.52" (64.00mm)
 Width (inside): 1.57" (40.00mm)
 Height: 1.16" (29.50mm)
 Length: 94" (2.38m)



RL-977-S-94
Aluminium Finish
 Width (outside): 4.44" (112.8mm)
 Width (inside): 3.60" (91.50mm)
 Height: 1.48" (37.50mm)
 Length: 94" (2.38m)



RL-873-S-94
Aluminium Finish
 Width (outside): 3.83" (97.40mm)
 Width (inside): 3.00" (76.20mm)
 Height: 1.43" (36.40mm)
 Length: 94" (2.38m)

Trimless Mud-In



TL-029-S-94
Aluminium Finish
 Width (outside): 0.66" (16.70mm)
 Width (inside): 0.48" (12.30mm)
 Height: 0.61" (15.50mm)
 Length: 94" (2.38m)



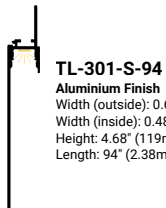
TL-041-S-94
Aluminium Finish
 Width (outside): 0.93" (23.50mm)
 Width (inside): 0.80" (20.50mm)
 Height: 0.61" (15.50mm)
 Length: 94" (2.38m)



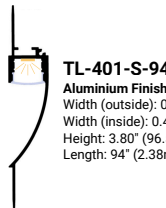
TL-066-S-94
Aluminium Finish
 Width (outside): 1.44" (36.70mm)
 Width (inside): 1.18" (30.00mm)
 Height: 0.61" (15.50mm)
 Length: 94" (2.38m)



TL-071-S-94
Aluminium Finish
 Width (outside): 1.97" (50.00mm)
 Width (inside): 1.77" (45.00mm)
 Height: 0.61" (15.50mm)
 Length: 94" (2.38m)



TL-301-S-94
Aluminium Finish
 Width (outside): 0.61" (15.50mm)
 Width (inside): 0.48" (12.30mm)
 Height: 4.68" (119mm)
 Length: 94" (2.38m)



TL-401-S-94
Aluminium Finish
 Width (outside): 0.73" (18.50mm)
 Width (inside): 0.48" (12.30mm)
 Height: 3.80" (96.50mm)
 Length: 94" (2.38m)



TL-539-S-94
Aluminium Finish
 Width (outside): 1.70" (43.30mm)
 Width (inside): 0.59" (15mm)
 Height: 3.94" (100.2mm)
 Length: 94" (2.38m)

MaxCut Series

24V, 8mm, Cut any Length COB LED Tape



Recommended 24V LED Drivers

Phase Cut Dimmable (Incandescent / CLF / LED / MLV / ELV)

XRD Series - Phase Cut Dimmable with Built-In J-box



Ordering Code	Input Voltage	Output Voltage	Max Load	Class	Environment	Dimensions
XRD-40W-24VDC	120VAC	24VDC	40W	Yes	IP21	6.20" x 1.85" x 1.35"
XRD-60W-24VDC	120VAC	24VDC	60W	Yes	IP21	6.20" x 1.85" x 1.35"
XRD-75W-24VDC	120VAC	24VDC	75W	Yes	IP21	6.20" x 1.85" x 1.35"
XRD-96W-24VDC	120VAC	24VDC	96W	Yes	IP21	6.20" x 1.85" x 1.35"

MX1 Series - High Power, Phase Cut Dimmable



Ordering Code	Input Voltage	Output Voltage	Max Load	Class	Environment	Dimensions
MX1-150W-24VDC	120VAC	24VDC	150W	Yes	IP65	6.57" x 3.85" x 1.64"
MX1-200W-24VDC	120VAC	24VDC	200W	Yes	IP65	6.57" x 3.85" x 1.64"
MX1-300W-24VDC	120VAC	24VDC	300W	Yes	IP65	6.57" x 3.85" x 1.64"

MX2 Series - Multi Output, Class 2, Phase Cut Dimmable



Ordering Code	Input Voltage	Output Voltage	Max Load	Class	Environment	Dimensions
MX2-192W-24VDC	120VAC	24VDC	96W x 2	Yes	IP65	7.79" x 3.22" x 1.64"
MX2-288W-24VDC	120VAC	24VDC	96W x 3	Yes	IP65	10.98" x 3.22" x 1.64"

MRD Series - Phase Cut Dimmable Series



Ordering Code	Input Voltage	Output Voltage	Max Load	Class	Environment	Dimensions
MRD-40W-24VDC	120VAC	24VDC	40W	Yes	IP21	3.31" x 1.57" x 0.98"
MRD-60W-24VDC	120VAC	24VDC	60W	Yes	IP21	3.31" x 1.57" x 0.98"
MRD-75W-24VDC	120VAC	24VDC	75W	Yes	IP21	3.31" x 1.57" x 0.98"
MRD-96W-24VDC	120VAC	24VDC	96W	Yes	IP21	3.31" x 1.57" x 0.98"

ProDrive Series - Low Profile 5-in-1 Dimmable Series



Ordering Code	Input Voltage	Output Voltage	Max Load	Class	Environment	Dimensions
ProDrive-40W-24DC	120-277VAC	24VDC	40W	Yes	IP21	6.29" x 2.28" x 0.78"
ProDrive-60W-24DC	120-277VAC	24VDC	60W	Yes	IP21	7.28" x 2.5" x 0.86"
ProDrive-96W-24DC	120-277VAC	24VDC	96W	Yes	IP21	7.28" x 2.5" x 0.86"

MaxCut Series

24V, 8mm, Cut any Length COB LED Tape



Recommended 24V LED Drivers

0-10V Dimmable

NanoDrive 0-10V Dimmable LED Driver Series



Ordering Code	Input Voltage	Output Voltage	Max Load	Class	Environment	Dimensions
NANO-40W-24VDC	120-277VAC	24VDC	40W	Yes	IP65	1.97" x 1.45" x 8.77"
NANO-60W-24VDC	120-277VAC	24VDC	60W	Yes	IP65	1.97" x 1.45" x 8.77"
NANO-96W-24VDC	120-277VAC	24VDC	96W	Yes	IP65	1.97" x 1.45" x 8.77"


Non-Dimmable

ELD - IP65 Non-Dim Series - Plug-in Version



Ordering Code	Input Voltage	Output Voltage	Max Load	Class	Environment	Dimensions
ELD-100W-24VDC-UL-PLUG	120VAC	24VDC	100W	Yes	IP65	8" x 2.4" x 0.78"
ELD-200W-24VDC-UL-PLUG	120VAC	24VDC	200W	Yes	IP65	9.3" x 2.48" x 1.25"
ELD-300W-24VDC-UL-PLUG	120VAC	24VDC	300W	Yes	IP65	8.97" x 2.83" x 1.25"

ELD - IP65 Non-Dim Series - Direct Wire Version



Ordering Code	Input Voltage	Output Voltage	Max Load	Class	Environment	Dimensions
ELD-100W-24VDC-UL	120VAC	24VDC	100W	Yes	IP65	8" x 2.4" x 0.78"
ELD-200W-24VDC-UL	120VAC	24VDC	200W	Yes	IP65	9.3" x 2.48" x 1.25"
ELD-300W-24VDC-UL	120VAC	24VDC	300W	Yes	IP65	8.97" x 2.83" x 1.25"