

# OrroBasic

24VDC Performance and Value  
LED Tape Light



## OrroBasic 24VDC Performance and Value LED Tape Light



### Features

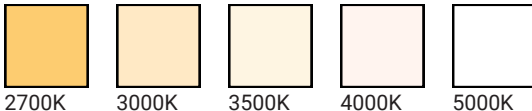
- 90+ CRI (color rendering index)
- Color temperatures from 2700K to 5000K
- Up to 211 lumens per foot
- Dimming options: Incandescent, CLF, LED, MLV, ELV, 0-10V, dimmer switch / wireless app & wall switch
- Cuttable every 3.94in (100mm)
- Red 3M VHB adhesive backing
- UL Listed Class 2 certified
- 36" lead wire & tape connector included
- Available in 16ft and 100ft reels

### Control Options

- Phase Cut Dimming (AC side)
- 0-10V
- Wireless App & Switch

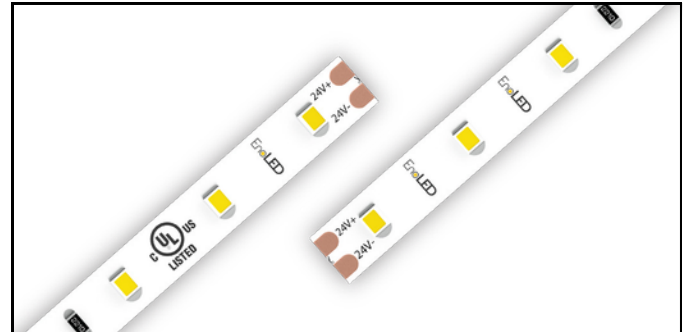
### Specifications

Available Color Temperatures:



<b>Input voltage:</b>	24VDC
<b>CRI:</b>	90+
<b>Power:</b>	2.2W/ft
<b>Lumens:</b>	181lm/ft - 211lm/ft
<b>Cut Length:</b>	3.93"
<b>Environment:</b>	IP20
<b>Dimensions (W x H):</b>	0.31" x 0.055"
<b>Beam Angle:</b>	120°
<b>Maximum run:</b>	32.8ft (72.1 Watts)
<b>Lamp Life:</b>	50,000 Hours
<b>Operating Temp:</b>	-4°F to 113°F (-20°C to 45°C)
<b>Adhesive:</b>	3M
<b>Warranty:</b>	6 years
<b>Dimming Control:</b>	• Incandescent • CFL/LED • MLV • ELV • 0-10V • Wireless

120° Beam Angle



### Accessories (Included only with the 16ft tape)

#### Ordering Code

ENO-TCP-TKIT-8


#### Description

1. 72" Wire to Tape snap connector  
0.31" (8mm)
2. Tape to Tape snap connector  
0.31" (8mm)



### Connectors and Wire

Ordering Code	Description
1) TCP-TT-8	0.31" (8mm) Tape to tape connector
2) TCP-TT-6W-8	0.31" (8mm) Tape to tape - 6" wire connector
3) TCP-TW-6W-8	0.31" (8mm) Tape to wire connector with 6" wire
4) TCP-TW-72W-8	0.31" (8mm) Tape connector with 72" wire
5) WS-2P-15	15ft 20AWG 2 pin wire spool



# OrroBasic

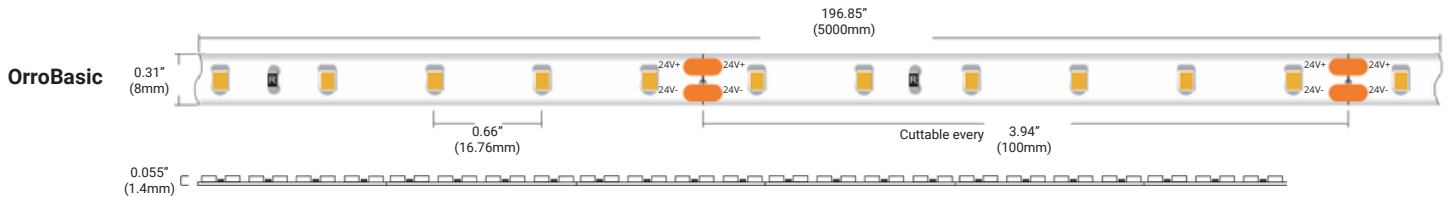
## 24VDC Performance and Value LED Tape Light



### Performance Table

Ordering Code	Length	Voltage	CCT	CRI	Wattage	Lumens	Cuttable	IP Rating
<b>OrroBasic</b>								
OrroBasic-27-16	16.4ft	24VDC	2700K	90+	2.2W/ft	181lm/ft	3.93"	IP20
OrroBasic-30-16	16.4ft	24VDC	3000K	90+	2.2W/ft	186lm/ft	3.93"	IP20
OrroBasic-35-16	16.4ft	24VDC	3500K	90+	2.2W/ft	184lm/ft	3.93"	IP20
OrroBasic-40-16	16.4ft	24VDC	4000K	90+	2.2W/ft	211lm/ft	3.93"	IP20
OrroBasic-50-16	16.4ft	24VDC	5000K	90+	2.2W/ft	207lm/ft	3.93"	IP20
OrroBasic-27-100	100ft	24VDC	2700K	90+	2.2W/ft	181lm/ft	3.93"	IP20
OrroBasic-30-100	100ft	24VDC	3000K	90+	2.2W/ft	186lm/ft	3.93"	IP20
OrroBasic-35-100	100ft	24VDC	3500K	90+	2.2W/ft	184lm/ft	3.93"	IP20
OrroBasic-40-100	100ft	24VDC	4000K	90+	2.2W/ft	211lm/ft	3.93"	IP20
OrroBasic-50-100	100ft	24VDC	5000K	90+	2.2W/ft	207lm/ft	3.93"	IP20

### Mechanical Diagrams



### Connections



### 120° Beam Angle



# OrroBasic

## 24VDC Performance and Value LED Tape Light



### Channel Compatibility

#### Surface Mount



**SL-103-S-94**  
**Aluminium Finish**  
 Width (outside): 0.59" (14.90mm)  
 Width (inside): 0.50" (12.70mm)  
 Height: 0.27" (6.86mm)  
 Length: 94" (2.38m)



**SL-118-S-94**  
**Aluminium Finish**  
 Width (outside): 0.66" (16.70mm)  
 Width (inside): 0.48" (12.30mm)  
 Height: 0.31" (8.00mm)  
 Length: 94" (2.38m)



**SL-118-B-94**  
**Black Finish**  
 Width (outside): 0.66" (16.70mm)  
 Width (inside): 0.48" (12.30mm)  
 Height: 0.31" (8.00mm)  
 Length: 94" (2.38m)



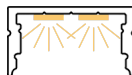
**SL-118-BB-94**  
**Black Finish**  
 Width (outside): 0.66" (16.70mm)  
 Width (inside): 0.48" (12.30mm)  
 Height: 0.31" (8.00mm)  
 Length: 94" (2.38m)



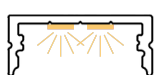
**SL-179-S-94**  
**Aluminium Finish**  
 Width (outside): 0.66" (16.70mm)  
 Width (inside): 0.48" (12.30mm)  
 Height: 0.60" (15.30mm)  
 Length: 94" (2.38m)



**SL-179-B-94**  
**Black Finish**  
 Width (outside): 0.66" (16.70mm)  
 Width (inside): 0.48" (12.30mm)  
 Height: 0.60" (15.30mm)  
 Length: 94" (2.38m)



**SL-430-S-94**  
**Aluminium Finish**  
 Width (outside): 0.93" (23.50mm)  
 Width (inside): 0.80" (20.30mm)  
 Height: 0.50" (12.80mm)  
 Length: 94" (2.38m)



**SL-454-S-94**  
**Aluminium Finish**  
 Width (outside): 0.93" (23.50mm)  
 Width (inside): 0.80" (20.30mm)  
 Height: 0.39" (12.80mm)  
 Length: 94" (2.38m)



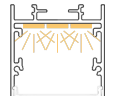
**SL-314-S-94**  
**Aluminium Finish**  
 Width (outside): 0.80" (20.30mm)  
 Width (inside): 0.68" (17.50mm)  
 Height: 0.80" (20.30mm)  
 Length: 94" (2.38m)




**SL-331-S-94**  
**Aluminium Finish**  
 Width (outside): 1.14" (29.00mm)  
 Width (inside): 0.68" (17.50mm)  
 Height: 0.88" (22.35mm)  
 Length: 0.94" (2.44mm)



**SL-504-S-94**  
**Aluminium Finish**  
 Width (outside): 1.31" (33.20mm)  
 Width (inside): 1.18" (30.00mm)  
 Height: 0.57" (14.40mm)  
 Length: 94" (2.38m)



**SL-910-S-94**  
**Aluminium Finish**  
 Width (outside): 1.44" (36.70mm)  
 Width (inside): 1.18" (30.00mm)  
 Height: 1.44" (36.70mm)  
 Length: 94" (2.38m)



**SL-910-B-94**  
**Black Finish**  
 Width (outside): 1.44" (36.70mm)  
 Width (inside): 1.18" (30.00mm)  
 Height: 1.44" (36.70mm)  
 Length: 94" (2.38m)



**SL-928-S-94**  
**Aluminium Finish**  
 Width (outside): 1.97" (50.00mm)  
 Width (inside): 1.80" (45.72mm)  
 Height: 1.16" (29.50mm)  
 Length: 94" (2.38m)



**SL-928-B-94**  
**Black Finish**  
 Width (outside): 1.97" (50.00mm)  
 Width (inside): 1.80" (45.72mm)  
 Height: 1.16" (29.50mm)  
 Length: 94" (2.38m)

#### Corner LED Channel

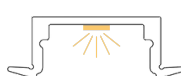


**SL-214-S-94**  
**Aluminium Finish**  
 Width (outside): 0.64" (16.30mm)  
 Width (inside): 0.44" (11.00mm)  
 Height: 0.64" (16.30mm)  
 Length: 94" (2.38m)



**SL-267-S-94**  
**Aluminium Finish**  
 Width (outside): 0.69" (17.70mm)  
 Width (inside): 0.47" (12.10mm)  
 Height: 0.69" (17.70mm)  
 Length: 94" (2.38m)

#### Recessed Mount



**RL-601-S-94**  
**Aluminium Finish**  
 Width (outside): 0.91" (23.00mm)  
 Width (inside): 0.48" (12.30mm)  
 Height: 0.31" (8.00mm)  
 Length: 94" (2.38m)



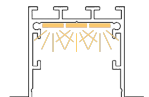
**RL-615-S-94**  
**Aluminium Finish**  
 Width (outside): 0.91" (23.00mm)  
 Width (inside): 0.48" (12.30mm)  
 Height: 0.57" (14.50mm)  
 Length: 94" (2.38m)



**RL-727-S-94**  
**Aluminium Finish**  
 Width (outside): 1.20" (30.60mm)  
 Width (inside): 0.80" (20.30mm)  
 Height: 0.50" (12.80mm)  
 Length: 94" (2.38m)



**RL-778-S-94**  
**Aluminium Finish**  
 Width (outside): 1.31" (33.20mm)  
 Width (inside): 1.18" (30.00mm)  
 Height: 0.57" (14.40mm)  
 Length: 94" (2.38m)



**RL-809-S-94**  
**Aluminium Finish**  
 Width (outside): 1.43" (36.30mm)  
 Width (inside): 1.30" (33.10mm)  
 Height: 1.38" (35.00mm)  
 Length: 94" (2.38m)



**RL-851-S-94**  
**Aluminium Finish**  
 Width (outside): 2.52" (64.00mm)  
 Width (inside): 1.57" (40.00mm)  
 Height: 1.16" (29.50mm)  
 Length: 94" (2.38m)

#### Trimless Mud-In



**TL-041-S-94**  
**Aluminium Finish**  
 Width (outside): 0.93" (23.50mm)  
 Width (inside): 0.80" (20.50mm)  
 Height: 0.61" (15.50mm)  
 Length: 94" (2.38m)



**TL-066-S-94**  
**Aluminium Finish**  
 Width (outside): 1.44" (36.70mm)  
 Width (inside): 1.18" (30.00mm)  
 Height: 0.61" (15.50mm)  
 Length: 94" (2.38m)



**TL-071-S-94**  
**Aluminium Finish**  
 Width (outside): 1.97" (50.00mm)  
 Width (inside): 1.77" (45.00mm)  
 Height: 0.61" (15.50mm)  
 Length: 94" (2.38m)

## OrroBasic 24VDC Performance and Value LED Tape Light



### Recommended 24V LED Drivers

#### Phase Cut Dimmable (Incandescent / CLF / LED / MLV / ELV)

##### XRD Series - Phase Cut Dimmable with Built-In J-box



Ordering Code	Input Voltage	Output Voltage	Max Load	Class	Environment	Dimensions
XRD-40W-24VDC	120VAC	24VDC	40W	Yes	IP21	6.20" x 1.85" x 1.35"
XRD-60W-24VDC	120VAC	24VDC	60W	Yes	IP21	6.20" x 1.85" x 1.35"
XRD-75W-24VDC	120VAC	24VDC	75W	Yes	IP21	6.20" x 1.85" x 1.35"
XRD-96W-24VDC	120VAC	24VDC	96W	Yes	IP21	6.20" x 1.85" x 1.35"

##### MX1 Series - High Power, Phase Cut Dimmable



Ordering Code	Input Voltage	Output Voltage	Max Load	Class	Environment	Dimensions
MX1-150W-24VDC	120VAC	24VDC	150W	Yes	IP65	6.57" x 3.85" x 1.64"
MX1-200W-24VDC	120VAC	24VDC	200W	Yes	IP65	6.57" x 3.85" x 1.64"
MX1-300W-24VDC	120VAC	24VDC	300W	Yes	IP65	6.57" x 3.85" x 1.64"

##### MX2 Series - Multi Output, Class 2, Phase Cut Dimmable



Ordering Code	Input Voltage	Output Voltage	Max Load	Class	Environment	Dimensions
MX2-192W-24VDC	120VAC	24VDC	96W x 2	Yes	IP65	7.79" x 3.22" x 1.64"
MX2-288W-24VDC	120VAC	24VDC	96W x 3	Yes	IP65	10.98" x 3.22" x 1.64"

##### MRD Series - Phase Cut Dimmable Series



Ordering Code	Input Voltage	Output Voltage	Max Load	Class	Environment	Dimensions
MRD-40W-24VDC	120VAC	24VDC	40W	Yes	IP21	3.31" x 1.57" x 0.98"
MRD-60W-24VDC	120VAC	24VDC	60W	Yes	IP21	3.31" x 1.57" x 0.98"
MRD-75W-24VDC	120VAC	24VDC	75W	Yes	IP21	3.31" x 1.57" x 0.98"
MRD-96W-24VDC	120VAC	24VDC	96W	Yes	IP21	3.31" x 1.57" x 0.98"

##### ProDrive Series - Low Profile 5-in-1 Dimmable Series



Ordering Code	Input Voltage	Output Voltage	Max Load	Class	Environment	Dimensions
ProDrive-40W-24DC	120-277VAC	24VDC	40W	Yes	IP21	6.29" x 2.28" x 0.78"
ProDrive-60W-24DC	120-277VAC	24VDC	60W	Yes	IP21	7.28" x 2.5" x 0.86"
ProDrive-96W-24DC	120-277VAC	24VDC	96W	Yes	IP21	7.28" x 2.5" x 0.86"

# OrroBasic

## 24VDC Performance and Value LED Tape Light



### Recommended 24V LED Drivers

#### 0-10V Dimmable

##### NanoDrive 0-10V Dimmable LED Driver Series



Ordering Code	Input Voltage	Output Voltage	Max Load	Class	Environment	Dimensions
NANO-40W-24VDC	120-277VAC	24VDC	40W	Yes	IP65	1.97" x 1.45" x 8.77"
NANO-60W-24VDC	120-277VAC	24VDC	60W	Yes	IP65	1.97" x 1.45" x 8.77"
NANO-96W-24VDC	120-277VAC	24VDC	96W	Yes	IP65	1.97" x 1.45" x 8.77"

#### Non-Dimmable

##### ELD - IP65 Non-Dim Series - Plug-in Version



Ordering Code	Input Voltage	Output Voltage	Max Load	Class	Environment	Dimensions
ELD-100W-24VDC-UL-PLUG	120VAC	24VDC	100W	Yes	IP65	8" x 2.4" x 0.78"
ELD-200W-24VDC-UL-PLUG	120VAC	24VDC	200W	Yes	IP65	9.3" x 2.48" x 1.25"
ELD-300W-24VDC-UL-PLUG	120VAC	24VDC	300W	Yes	IP65	8.97" x 2.83" x 1.25"

##### ELD - IP65 Non-Dim Series - Direct Wire Version



Ordering Code	Input Voltage	Output Voltage	Max Load	Class	Environment	Dimensions
ELD-100W-24VDC-UL	120VAC	24VDC	100W	Yes	IP65	8" x 2.4" x 0.78"
ELD-200W-24VDC-UL	120VAC	24VDC	200W	Yes	IP65	9.3" x 2.48" x 1.25"
ELD-300W-24VDC-UL	120VAC	24VDC	300W	Yes	IP65	8.97" x 2.83" x 1.25"