

UniBasic COB

24VDC Performance and Value
COB LED Tape Light



UniBasic COB

24VDC Performance and Value COB LED Tape Light



Features

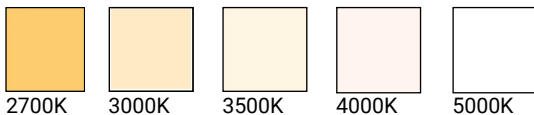
- Uniform illumination ideal for low-clearance areas
- 90+ CRI (color rendering index)
- Color temperatures from 2700K to 5000K
- Up to 347 lumens per foot
- Dimming options: Incandescent, CLF, LED, MLV, ELV, 0-10V, dimmer switch / wireless app & wall switch
- Cuttable every 1.97" (50 mm)
- Red 3M VHB adhesive backing
- UL Listed Class 2 certified
- Available in 16ft and 100ft reels

Control Options

- Phase Cut Dimming (AC side)
- 0-10V
- Wireless App & Switch

Specifications

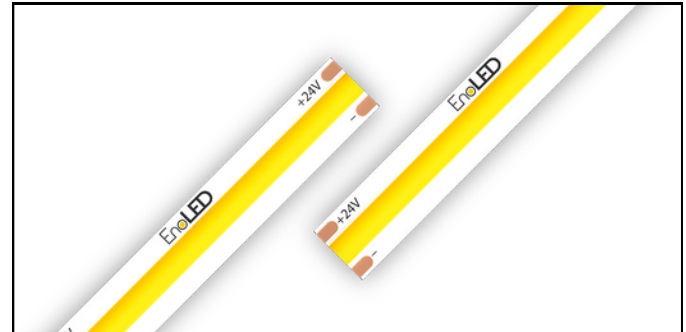
Available Color Temperatures:



Input voltage:	24VDC
CRI:	90+
Power:	3W/ft
Lumens:	293lm/ft - 347lm/ft
Cut Length:	1.97" (50 mm)
Environment:	IP20
Dimensions (W x H):	0.39" x 0.05"
Beam Angle:	180°
Maximum run:	32.8ft (98.4 Watts)
Lamp Life:	50,000 Hours
Operating Temp:	-4°F to 113°F (-20°C to 45°C)
Adhesive:	3M
Warranty:	6 years

Dimming Control: • Incandescent • CFL/LED • MLV • ELV • 0-10V • Dimmer switch / wireless app & wall switch.

180° Beam Angle



Accessories (Included only with the 16ft tape)

Ordering Code

ENO-SC-TKIT-10




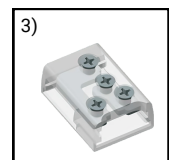
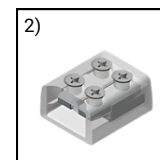
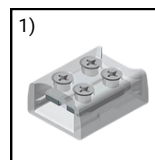
Description

1. 72" Wire to Tape screw connector 0.39" (10mm)
2. Tape to Tape screw connector 0.39" (10mm)



Connectors and Wire

Ordering Code	Description
1) ENO-SC-TT-10	0.39" (10mm) Tape to tape screw connectors
2) ENO-SC-TW-10	0.39" (10mm) Tape to wire screw connectors
3) ENO-SC-LL-10	0.39" (10mm) L Shape 90° screw connectors
4) ENO-SC-TW-72W-10	0.39" (10mm) Tape to wire screw connectors with a 72" lead wire
5) WS-2P-15	15ft 2 Pin 15ft Wire Spool
6) WS-2P-250	250ft 2 Pin 250ft Wire Spool



UniBasic COB


24VDC Performance and Value COB LED Tape Light



Performance Table

Ordering Code	Length	Voltage	CCT	CRI	Wattage	Lumens	Cuttable	IP Rating
UniBasic								
UniBasic-27-16	16.4ft	24VDC	2700K	90+	3W/ft	293lm/ft	1.97"	IP20
UniBasic-30-16	16.4ft	24VDC	3000K	90+	3W/ft	314lm/ft	1.97"	IP20
UniBasic-35-16	16.4ft	24VDC	3500K	90+	3W/ft	329lm/ft	1.97"	IP20
UniBasic-40-16	16.4ft	24VDC	4000K	90+	3W/ft	347lm/ft	1.97"	IP20
UniBasic-50-16	16.4ft	24VDC	5000K	90+	3W/ft	345lm/ft	1.97"	IP20
UniBasic-27-100	100ft	24VDC	2700K	90+	3W/ft	293lm/ft	1.97"	IP20
UniBasic-30-100	100ft	24VDC	3000K	90+	3W/ft	314lm/ft	1.97"	IP20
UniBasic-35-100	100ft	24VDC	3500K	90+	3W/ft	329lm/ft	1.97"	IP20
UniBasic-40-100	100ft	24VDC	4000K	90+	3W/ft	347lm/ft </td <td>1.97"</td> <td>IP20</td>	1.97"	IP20
UniBasic-50-100	100ft	24VDC	5000K	90+	3W/ft	345lm/ft	1.97"	IP20

Mechanical Diagrams



Connections



180° Beam Angle



UniBasic COB

24VDC Performance and Value COB LED Tape Light



Channel Compatibility

Surface Mount



SL-103-S-94
Aluminium Finish
 Width (outside): 0.59" (14.90mm)
 Width (inside): 0.50" (12.70mm)
 Height: 0.27" (6.86mm)
 Length: 94" (2.38m)



SL-118-S-94
Aluminium Finish
 Width (outside): 0.66" (16.70mm)
 Width (inside): 0.48" (12.30mm)
 Height: 0.31" (8.00mm)
 Length: 94" (2.38m)



SL-118-B-94
Black Finish
 Width (outside): 0.66" (16.70mm)
 Width (inside): 0.48" (12.30mm)
 Height: 0.31" (8.00mm)
 Length: 94" (2.38m)



SL-118-BB-94
Black Finish
 Width (outside): 0.66" (16.70mm)
 Width (inside): 0.48" (12.30mm)
 Height: 0.31" (8.00mm)
 Length: 94" (2.38m)



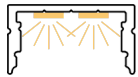
SL-179-S-94
Aluminium Finish
 Width (outside): 0.66" (16.70mm)
 Width (inside): 0.48" (12.30mm)
 Height: 0.60" (15.30mm)
 Length: 94" (2.38m)



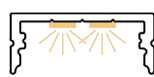
SL-179-B-94
Black Finish
 Width (outside): 0.66" (16.70mm)
 Width (inside): 0.48" (12.30mm)
 Height: 0.60" (15.30mm)
 Length: 94" (2.38m)



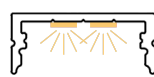
SL-179-BB-94
Black Finish
 Width (outside): 0.66" (16.70mm)
 Width (inside): 0.48" (12.30mm)
 Height: 0.60" (15.30mm)
 Length: 94" (2.38m)



SL-430-S-94
Aluminium Finish
 Width (outside): 0.93" (23.50mm)
 Width (inside): 0.80" (20.30mm)
 Height: 0.50" (12.80mm)
 Length: 94" (2.38m)



SL-454-S-94
Aluminium Finish
 Width (outside): 0.93" (23.50mm)
 Width (inside): 0.80" (20.30mm)
 Height: 0.39" (12.80mm)
 Length: 94" (2.38m)



SL-454-B-94
Aluminium Finish
 Width (outside): 0.93" (23.50mm)
 Width (inside): 0.80" (20.30mm)
 Height: 0.39" (12.80mm)
 Length: 94" (2.38m)



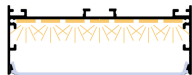
SL-314-S-94
Aluminium Finish
 Width (outside): 0.80" (20.30mm)
 Width (inside): 0.68" (17.50mm)
 Height: 0.80" (20.30mm)
 Length: 94" (2.38m)



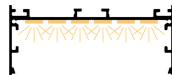
SL-331-S-94
Aluminium Finish
 Width (outside): 1.14" (29.00mm)
 Width (inside): 0.68" (17.50mm)
 Height: 0.88" (22.35mm)
 Length: 0.94" (2.44mm)



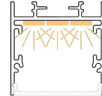
SL-504-S-94
Aluminium Finish
 Width (outside): 1.31" (33.20mm)
 Width (inside): 1.18" (30.00mm)
 Height: 0.57" (14.40mm)
 Length: 94" (2.38m)



SL-977-S-94
Aluminium Finish
 Width (outside): 3.97" (100.90mm)
 Width (inside): 3.60" (91.50mm)
 Height: 1.48" (37.50mm)
 Length: 94" (2.38m)



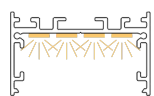
SL-998-S-94
Aluminium Finish
 Width (outside): 3.37" (85.50mm)
 Width (inside): 3.00" (76.20mm)
 Height: 1.43" (36.20mm)
 Length: 94" (2.38m)



SL-910-S-94
Aluminium Finish
 Width (outside): 1.44" (36.70mm)
 Width (inside): 1.18" (30.00mm)
 Height: 1.44" (36.70mm)
 Length: 94" (2.38m)



SL-910-B-94
Black Finish
 Width (outside): 1.44" (36.70mm)
 Width (inside): 1.18" (30.00mm)
 Height: 1.44" (36.70mm)
 Length: 94" (2.38m)



SL-928-S-94
Aluminium Finish
 Width (outside): 1.97" (50.00mm)
 Width (inside): 1.80" (45.72mm)
 Height: 1.16" (29.50mm)
 Length: 94" (2.38m)



SL-928-B-94
Black Finish
 Width (outside): 1.97" (50.00mm)
 Width (inside): 1.80" (45.72mm)
 Height: 1.16" (29.50mm)
 Length: 94" (2.38m)

Corner LED Channel



SL-214-S-94
Aluminium Finish
 Width (outside): 0.64" (16.30mm)
 Width (inside): 0.44" (11.00mm)
 Height: 0.64" (16.30mm)
 Length: 94" (2.38m)



SL-267-S-94
Aluminium Finish
 Width (outside): 0.69" (17.70mm)
 Width (inside): 0.47" (12.10mm)
 Height: 0.69" (17.70mm)
 Length: 94" (2.38m)



SL-511-S-94
Aluminium Finish
 Width (outside): 1.18" (30mm)
 Width (inside): 0.83" (21mm)
 Height: 1.18" (30mm)
 Length: 94" (2.38m)

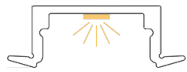
UniBasic COB

24VDC Performance and Value COB LED Tape Light

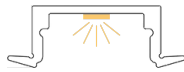


Channel Compatibility

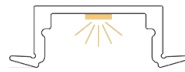
Recessed Mount



RL-601-S-94
Aluminium Finish
 Width (outside): 0.91" (23.00mm)
 Width (inside): 0.48" (12.30mm)
 Height: 0.31" (8.00mm)
 Length: 94" (2.38m)



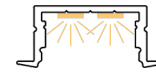
RL-601-B-94
Aluminium Finish
 Width (outside): 0.91" (23.00mm)
 Width (inside): 0.48" (12.30mm)
 Height: 0.31" (8.00mm)
 Length: 94" (2.38m)



RL-601-BB-94
Aluminium Finish
 Width (outside): 0.91" (23.00mm)
 Width (inside): 0.48" (12.30mm)
 Height: 0.31" (8.00mm)
 Length: 94" (2.38m)



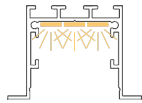
RL-615-S-94
Aluminium Finish
 Width (outside): 0.91" (23.00mm)
 Width (inside): 0.48" (12.30mm)
 Height: 0.57" (14.50mm)
 Length: 94" (2.38m)



RL-727-S-94
Aluminium Finish
 Width (outside): 1.20" (30.60mm)
 Width (inside): 0.80" (20.30mm)
 Height: 0.50" (12.80mm)
 Length: 94" (2.38m)



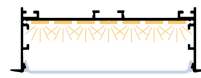
RL-778-S-94
Aluminium Finish
 Width (outside): 1.31" (33.20mm)
 Width (inside): 1.18" (30.00mm)
 Height: 0.57" (14.40mm)
 Length: 94" (2.38m)



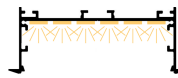
RL-809-S-94
Aluminium Finish
 Width (outside): 1.43" (36.30mm)
 Width (inside): 1.30" (33.10mm)
 Height: 1.38" (35.00mm)
 Length: 94" (2.38m)



RL-851-S-94
Aluminium Finish
 Width (outside): 2.52" (64.00mm)
 Width (inside): 1.57" (40.00mm)
 Height: 1.16" (29.50mm)
 Length: 94" (2.38m)



RL-977-S-94
Aluminium Finish
 Width (outside): 4.44" (112.8mm)
 Width (inside): 3.60" (91.50mm)
 Height: 1.48" (37.50mm)
 Length: 94" (2.38m)



RL-873-S-94
Aluminium Finish
 Width (outside): 3.83" (97.40mm)
 Width (inside): 3.00" (76.20mm)
 Height: 1.43" (36.40mm)
 Length: 94" (2.38m)

Trimless Mud-In



TL-029-S-94
Aluminium Finish
 Width (outside): 0.66" (16.70mm)
 Width (inside): 0.48" (12.30mm)
 Height: 0.61" (15.50mm)
 Length: 94" (2.38m)



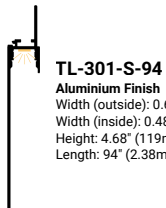
TL-041-S-94
Aluminium Finish
 Width (outside): 0.93" (23.50mm)
 Width (inside): 0.80" (20.50mm)
 Height: 0.61" (15.50mm)
 Length: 94" (2.38m)



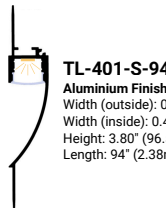
TL-066-S-94
Aluminium Finish
 Width (outside): 1.44" (36.70mm)
 Width (inside): 1.18" (30.00mm)
 Height: 0.61" (15.50mm)
 Length: 94" (2.38m)



TL-071-S-94
Aluminium Finish
 Width (outside): 1.97" (50.00mm)
 Width (inside): 1.77" (45.00mm)
 Height: 0.61" (15.50mm)
 Length: 94" (2.38m)



TL-301-S-94
Aluminium Finish
 Width (outside): 0.61" (15.50mm)
 Width (inside): 0.48" (12.30mm)
 Height: 4.68" (119mm)
 Length: 94" (2.38m)



TL-401-S-94
Aluminium Finish
 Width (outside): 0.73" (18.50mm)
 Width (inside): 0.48" (12.30mm)
 Height: 3.80" (96.50mm)
 Length: 94" (2.38m)



TL-539-S-94
Aluminium Finish
 Width (outside): 1.70" (43.30mm)
 Width (inside): 0.59" (15mm)
 Height: 3.94" (100.2mm)
 Length: 94" (2.38m)

UniBasic COB

24VDC Performance and Value COB LED Tape Light



Recommended 24V LED Drivers

Phase Cut Dimmable (Incandescent / CLF / LED / MLV / ELV)

XRD Series - Phase Cut Dimmable with Built-In J-box



Ordering Code	Input Voltage	Output Voltage	Max Load	Class	Environment	Dimensions
XRD-40W-24VDC	120VAC	24VDC	40W	Yes	IP21	6.20" x 1.85" x 1.35"
XRD-60W-24VDC	120VAC	24VDC	60W	Yes	IP21	6.20" x 1.85" x 1.35"
XRD-75W-24VDC	120VAC	24VDC	75W	Yes	IP21	6.20" x 1.85" x 1.35"
XRD-96W-24VDC	120VAC	24VDC	96W	Yes	IP21	6.20" x 1.85" x 1.35"

MX1 Series - High Power, Phase Cut Dimmable



Ordering Code	Input Voltage	Output Voltage	Max Load	Class	Environment	Dimensions
MX1-150W-24VDC	120VAC	24VDC	150W	Yes	IP65	6.57" x 3.85" x 1.64"
MX1-200W-24VDC	120VAC	24VDC	200W	Yes	IP65	6.57" x 3.85" x 1.64"
MX1-300W-24VDC	120VAC	24VDC	300W	Yes	IP65	6.57" x 3.85" x 1.64"

MX2 Series - Multi Output, Class 2, Phase Cut Dimmable



Ordering Code	Input Voltage	Output Voltage	Max Load	Class	Environment	Dimensions
MX2-192W-24VDC	120VAC	24VDC	96W x 2	Yes	IP65	7.79" x 3.22" x 1.64"
MX2-288W-24VDC	120VAC	24VDC	96W x 3	Yes	IP65	10.98" x 3.22" x 1.64"

MRD Series - Phase Cut Dimmable Series



Ordering Code	Input Voltage	Output Voltage	Max Load	Class	Environment	Dimensions
MRD-40W-24VDC	120VAC	24VDC	40W	Yes	IP21	3.31" x 1.57" x 0.98"
MRD-60W-24VDC	120VAC	24VDC	60W	Yes	IP21	3.31" x 1.57" x 0.98"
MRD-75W-24VDC	120VAC	24VDC	75W	Yes	IP21	3.31" x 1.57" x 0.98"
MRD-96W-24VDC	120VAC	24VDC	96W	Yes	IP21	3.31" x 1.57" x 0.98"

ProDrive Series - Low Profile 5-in-1 Dimmable Series



Ordering Code	Input Voltage	Output Voltage	Max Load	Class	Environment	Dimensions
ProDrive-40W-24DC	120-277VAC	24VDC	40W	Yes	IP21	6.29" x 2.28" x 0.78"
ProDrive-60W-24DC	120-277VAC	24VDC	60W	Yes	IP21	7.28" x 2.5" x 0.86"
ProDrive-96W-24DC	120-277VAC	24VDC	96W	Yes	IP21	7.28" x 2.5" x 0.86"

UniBasic COB

24VDC Performance and Value COB LED Tape Light



Recommended 24V LED Drivers

0-10V Dimmable

NanoDrive 0-10V Dimmable LED Driver Series



Ordering Code	Input Voltage	Output Voltage	Max Load	Class	Environment	Dimensions
NANO-40W-24VDC	120-277VAC	24VDC	40W	Yes	IP65	1.97" x 1.45" x 8.77"
NANO-60W-24VDC	120-277VAC	24VDC	60W	Yes	IP65	1.97" x 1.45" x 8.77"
NANO-96W-24VDC	120-277VAC	24VDC	96W	Yes	IP65	1.97" x 1.45" x 8.77"

Non-Dimmable

ELD - IP65 Non-Dim Series - Plug-in Version



Ordering Code	Input Voltage	Output Voltage	Max Load	Class	Environment	Dimensions
ELD-100W-24VDC-UL-PLUG	120VAC	24VDC	100W	Yes	IP65	8" x 2.4" x 0.78"
ELD-200W-24VDC-UL-PLUG	120VAC	24VDC	200W	Yes	IP65	9.3" x 2.48" x 1.25"
ELD-300W-24VDC-UL-PLUG	120VAC	24VDC	300W	Yes	IP65	8.97" x 2.83" x 1.25"

ELD - IP65 Non-Dim Series - Direct Wire Version



Ordering Code	Input Voltage	Output Voltage	Max Load	Class	Environment	Dimensions
ELD-100W-24VDC-UL	120VAC	24VDC	100W	Yes	IP65	8" x 2.4" x 0.78"
ELD-200W-24VDC-UL	120VAC	24VDC	200W	Yes	IP65	9.3" x 2.48" x 1.25"
ELD-300W-24VDC-UL	120VAC	24VDC	300W	Yes	IP65	8.97" x 2.83" x 1.25"